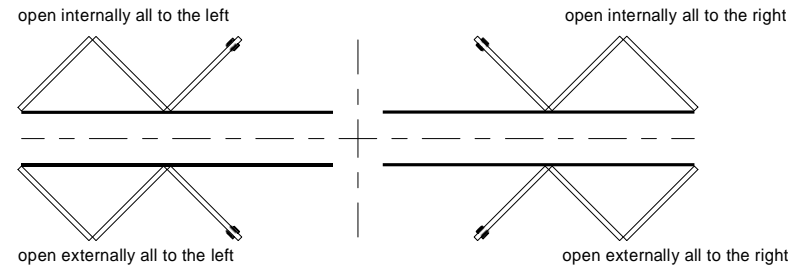


Each configuration below is illustrated to show the doors opening externally and to the left, being viewed from outside the building. However we also offer other variations such as; opening to the right and opening internally to the left and right, as the diagrams opposite demonstrate.

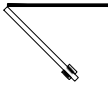
KEY:

■ = handle position

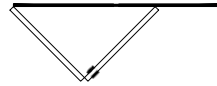
Folding sliding doors can have either Flat handles of Lever handles - be aware that lever handles can hamper opening



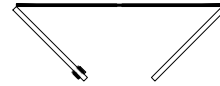
1A - 1 panel left



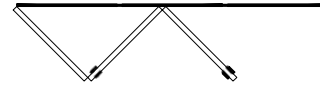
2A - 2 panels both left



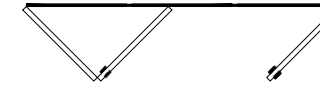
2B - 1 left, 1 right



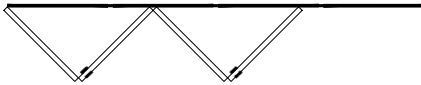
3A - 3 panels all left



3B - 2 left, 1 right



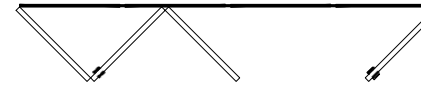
4A - 4 panels all left



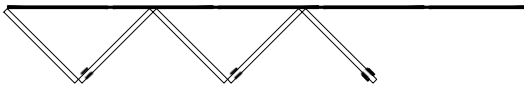
4B - 2 left, 2 right



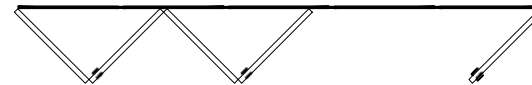
4C - 3 left, 1 right



5A - all left



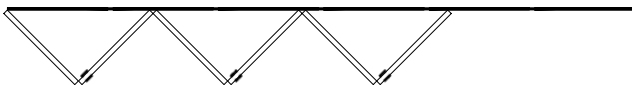
5B - 4 left, 1 right




5C - 3 left, 2 right



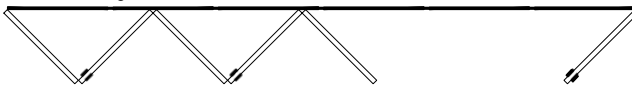
6A - all left



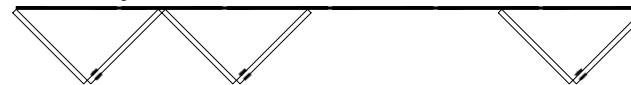
6B - 3 left, 3 right



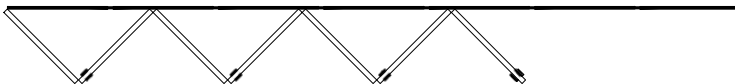
6C - 5 left, 1 right



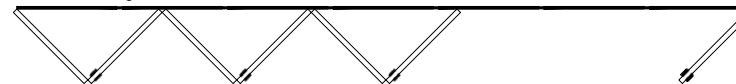
6D - 4 left, 2 right



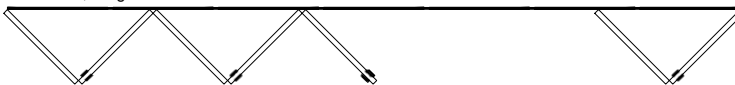
7A - all left



7B - 6 left, 1 right



7C - 5 left, 2 right



7D - 4 left, 3 right



NOTE: 2A, 4A, 4B, 6A, 6D DO NOT have single door access.